













	<p><b>tPanel - Un-Attended Scale User Interface</b></p> <ul style="list-style-type: none"> <li>NEMA 4 Enclosure provides protection against the weather</li> <li>Interface to New or Existing Scales</li> <li>NTEP Certified-Legal for Trade Scale Interface</li> <li>Allows for Remote support and Interface with drivers</li> <li>Optional Multi-Lingual Support</li> </ul>
	<p><b>High Bright Industrial Touch Screen Interface</b></p> <ul style="list-style-type: none"> <li>Stainless Steel NEMA 4 Panel Mount Version</li> <li>Resistive Touch Screen Operation</li> <li>Fast, Flexible, Powerful, Intuitive Driver Interface</li> <li>Allows Drivers to Quickly complete their Un-Attended Scale Transaction</li> <li>Directly Customizable for each type of Scale Transaction</li> </ul>
	<p><b>NEMA 4 Alphanumeric Key Board</b></p> <ul style="list-style-type: none"> <li>Sealed Key Design Impervious to Dusty Environments</li> <li>104 Key Alpha Numeric Character Set w/ Mouse Interface</li> <li>Standard PS2 Interface for Easy Replacement</li> <li>IP65 / NEMA 4 Weather Proof</li> </ul>
	<p><b>Bar Code Image Scanner</b></p> <ul style="list-style-type: none"> <li>Authenticate Customers, Drivers, or System Administrators</li> <li>Panel Mount Swipe Style Credit Card Type Reader</li> <li>NEMA 4 Rain Proof Design</li> <li>Red and Green Indicator Light for User Notification of "Good Read"</li> <li>Barcode Cards are available in Generic or Customized Styles</li> <li>Custom ID Cards can include Color Photographs and Barcode Info.</li> </ul>
	<p><b>RFID Short Range Card Reader</b></p> <ul style="list-style-type: none"> <li>Authenticate Customers, Drivers, or System Administrators</li> <li>Non Contact RFID (Radio Frequency Identification) Technology</li> <li>Pass the RFID Card Within 18" of the Read Pad to Authenticate User</li> <li>Rugged NEMA 4 Rain Proof Design</li> <li>Available for Truck Cab Height Terminals for Driver ID</li> </ul>
	<p><b>RFID (Long Range) Automatic Vehicle Identification</b></p> <ul style="list-style-type: none"> <li>Transcore Automatic Vehicle/Driver Identification</li> <li>25'-30' Sensitivity Range using Windshield Mountable Tags</li> <li>Utilizes Windshield Mount or Driver Held ID Tags</li> <li>Remotely Maintain User/Vehicle Database w/ Tares</li> </ul>

	<p><b>t700 - t750 Wireless “Mobile” Interface Terminal</b></p> <p>Wirelessly Communicate Load Out Orders to Loaders or Forklifts          Display Live Scale Weights and Transaction Data in Front End Loader Cab          Communicate Dispatch Orders to Trucks on the “Weigh Out” Scale          Available Barcode Scanner lets you to Log Drivers or Scan Orders/Tickets          802.11 Network allows Driver Input &amp; Order Processing from the Cab</p>
	<p><b>Local WiFi Wireless 802.11 Ethernet</b></p> <p>Connect ability to your Existing Wireless Network          Totally Reliable, Totally Secure, Cisco Networking Hardware          Coverage Area is Determined by Antenna Selection and Configuration          Available for both Indoor and Outdoor Use</p>
	<p><b>Yagi – 802.11 (Mid Range) Bridged Ethernet</b></p> <p>Allow Zone Network Coverage of Your Truck Scale Area          Provide Zone Network Coverage of your Load Out Yard to Loaders/Lifts          Combine Antennas/Access Points to Provided Total Area Coverage          Totally Secure Encrypted Wireless to Connect your Local Area Networks          Available for Both Indoor and Outdoor Use</p>
	<p><b>900 MHz (Ultra-Long Range) Bridged Ethernet</b></p> <p>Extend your Network to Communicate with a Remote Scale Location          Totally Secure Point to Point (ONLY) Encrypted 900Mhz Operation          Systems available w/ Line of Sight Range of 20 Miles          Shorter Ranges are Achievable when Line of Sight is not Possible</p>
	<p><b>Fiber Optic Networking</b></p> <p>Connect to remote Network Workgroups or Locations          Extended Range Beyond the Capability of RJ45 Copper Cabling          Highly Reliable, High Speed Connectivity for Site Wide Networking</p>
	<p><b>Panel Mount to Desktop Ethernet Intercom</b></p> <p>Ethernet IP Based System that Communicates over your Existing Network          NEMA 4 Panel Mount Versions Install in your tPanel Terminal          Use Wall Mount or Desktop Versions for your Scale House or Office          Multiple Destination Systems with Auto Roll Over</p>
	<p><b>Handset Style Intercom &amp; Amplified Horn Style Intercom</b></p> <p>Handset Style Intercoms are optional for High Noise Areas.          Direct or Multi-Point Systems are the Configured for your Application          Systems can also “Auto Dial” to an Existing VOIP Phone Extension          Very Rugged Vandal Resistant Design</p>

	<p><b>Color Ethernet IP Camera(s)</b></p> <ul style="list-style-type: none"> <li>Color Video over your Ethernet Network</li> <li>Multiple Camera Views from a Single Screen</li> <li>View the Driver at an Un-Attended Terminal Location</li> <li>Position Multiple Camera(s) to View Driver/Load/Scoreboard Display</li> <li>Attach Snapshots to your Weigh Ticket Number or Invoice</li> <li>Store Video to NVR - Network Video Recorder</li> </ul>
	<p><b>Un-Attended Thermal Ticket Kiosk Printer (1 or 2)</b></p> <ul style="list-style-type: none"> <li>Easily Replaceable 3-1/8" Wide Paper Roll Stock</li> <li>Automatic Cutter Module Presents Ticket to Driver</li> <li>RS-232 Serial Interface Communication to Host</li> <li>Optional Network Interface Allows Remote Printing from PC</li> <li>Totally Reliable Star Micronics Kiosk Print Engine.</li> <li>Automatic Alert When Paper is Low/Out and Switch to Backup Printer</li> </ul> 
	<p><b>Desktop Ticket Printer</b></p> <ul style="list-style-type: none"> <li>Convenient Desktop Design</li> <li>Replaceable 3-1/8" Paper Roll Stock</li> <li>RS-232 Serial Interface Communication to Host</li> <li>Star Micronics Thermal Print Engine.</li> <li>Quiet Reliable Operation</li> </ul>
	<p><b>Network Ready Laser Printer</b></p> <ul style="list-style-type: none"> <li>Network Ready Laser Printer for Office or Scale House</li> <li>IP Addressable for use by Any Authorized User on the Network</li> <li>8-1/2" x 11" Plain Paper Black &amp; White Laser Printer</li> <li>Print Tickets or Reports In the Office or Scale House</li> <li>Print Invoices or Customer Documentation</li> <li>Can be Used in a Kiosk Enclosure for Un-Attended Operations</li> </ul>
	<p><b>Scale Attendant Cash Drawer</b></p> <ul style="list-style-type: none"> <li>Receive Cash Payments for Weight Transactions</li> <li>Interfaces directly to the tWeigh Scale Management System</li> <li>Easily Mounts to the Table Top or Under the Counter</li> <li>Keeps Cash Secure Between Transactions</li> </ul>
	<p><b>Un-Attended Cash &amp; Credit Card Payment Options</b></p> <ul style="list-style-type: none"> <li>Interfaces directly to the tWeigh Scale Management System</li> <li>Receive Cash Payments for Weight Transactions</li> <li>Automatically Receive Cash and Credit Card Payments</li> <li>Process Secure Credit Card Transactions by the Driver</li> </ul>

	<p><b>Inbound or Outbound Traffic Gate</b></p> <ul style="list-style-type: none"> <li>Stop On-Coming Traffic from Entering your Loaded Truck Scale</li> <li>Control Exiting the Scale until the Transaction is Completed</li> <li>Prevent "Drive Through" traffic at you Weigh Out Station</li> <li>Prevent Un-Authorized Access to your Truck Scale</li> </ul>
	<p><b>Traffic Lights</b></p> <ul style="list-style-type: none"> <li>Control Traffic at your Truck Scale or Load Out Area</li> <li>Enable the Next Truck in line to Enter the Truck Scale</li> <li>Acknowledge a Completed Transaction and Allow a Truck to Exit</li> <li>Lights are Driven By Scale Indicator or tPanel Terminal</li> <li>Die Cast Aluminum or Fiber Glass Versions Available</li> </ul>
	<p><b>Scoreboard Styled Weight Display</b></p> <ul style="list-style-type: none"> <li>Available sizes from 4" to 12" Letters</li> <li>Display Live Scale Data where Drivers and Loader Operators can see it</li> <li>Easily Viewable in Direct Sunlight</li> </ul>
	<p><b>Radiation Detection</b></p> <ul style="list-style-type: none"> <li>Allows Landfill Sites to Automatically Monitor for Radiation Compliance</li> <li>Provided Logical I/O Input to Scale Indicator and Sets an Alarm</li> <li>Reset Procedure is Determined by Governing Authorities</li> <li>Outputs can be Used for Audible Alarms, Gates or other Devices</li> <li>Variable Set Point for Alarms and I/O Notifications</li> </ul>
	<p><b>Magnetic Loop Vehicle Detection</b></p> <ul style="list-style-type: none"> <li>Automatic Truck/Vehicle Detection</li> <li>Better Manage Traffic Flow On and Off of Truck Scales</li> <li>Provides "Vehicle Present" I/O Input to Scale Indicator for Traffic Control</li> </ul>
	<p><b>Handheld Bar Code Scanner</b></p> <ul style="list-style-type: none"> <li>Connects Directly to the t700, PC, or Scale Indicator</li> <li>Allows for Fast, Accurate Data Entry of Process Information</li> <li>Absolute Accuracy and Reliability</li> <li>Easily Renewable Cord Set</li> <li>Reads All Standard Bar Code Formats</li> </ul>
	<p><b>Bar Code Scanner Holster</b></p> <ul style="list-style-type: none"> <li>Fast Secure Retrieval of the Hand Held Scanner</li> <li>Secure Snap Down Belt Loop for Personal Use</li> <li>Can Easily Mount to Forklift Pillar for Mobile Use</li> <li>Always Have the Scanner Ready to Use</li> </ul>

	<p><b>Additional Logical I/O Expansion</b></p> <p>Network Based I/O Points are Available with Modular Functionality          120 VAC or 24VDC Control Inputs or Outputs          Fully under the control of the Scale Indicator Program or kiosk          Interface with Push Buttons, Traffic Lights, Gates Radiation Detectors, Etc.</p>
	<p><b>Wireless Remote Control I/O System</b></p> <p>Up to 8 Inputs are Possible from a Single Handheld Remote          2, 4, 6, and 8 Point Systems are Available to be used in the Loader Cab          Provides Remote Relay Control for 120 VAC or 24VDC Outputs          8- Base Station Relays Operate in Momentary, Toggle , or Latching Mode          Ranges Available from 350 Yards to ½ Mile, Fixed Systems to over 5 Miles</p>
	<p><b>Portable Base Option for tPanel</b></p> <p>Transportable Base provides for easy re-location with Portable Truck Scales          Perfect for single site installations that require occasional re-location          Provides a secure stable base for tPanel and wireless antenna          Flexible power and scale connections to suit the environment</p>
	<p><b>Mobile Base Option for tPanel and Mobile Networking</b></p> <p>Provides complete system portability from site to site          Perfect for installations that require frequent re-location          Multiple power options (Solar/Generator/Site Drop)          Complete portability in a turnkey package          Configurable with full Network or Internet support</p>

**By selecting the appropriate set of tWeigh Standard Available Features, you can customize a solution to fit the exact needs of your business.**

**Contact TSW Automation today for more information.**

